

## CoatOSil™ 2287

### CoatOSil\* 2287

#### Description

CoatOSil 2287 silane may provide shelf stable non-yellowing crosslinking performance to enhance the physical properties of waterborne dispersion polymers such as polyurethane and acrylic latexes. When CoatOSil 2287 silane is incorporated as a crosslinker or adhesion promoter, it may provide improved water resistance and wet adhesion, with good shelf stability.

#### Key Features and Benefits

- Enhanced water and organic solvent resistance of coatings
- Improved wet and dry adhesion, without yellowing
- Performance consistency with aging

#### Typical Physical Properties

Property	CoatOSil 2287
Specific Gravity at 25°C	0.979
Viscosity at 25°C, cSt	3
Flash Point, Pensky-Martens closed cup ASTM D93, °C (°F)	104 (220)

#### Chemical Structure



Chemical Name  
3-Glycidoxypropylmethyldiethoxysilane

CAS # 2897-60-1

### Potential Applications

CoatOSil 2287 silane is an excellent candidate to consider for formulations employing carboxylated latexes (acrylic, SBR, polyurethane, etc.) exhibiting a pH between 6 and 8.5.

CoatOSil 2287 silane may be employed as an adhesion promoter or crosslinker. It may be suitable for use as a water stable single component crosslinker in applications such as:

- Wood furniture and flooring finishes
- Metal coatings

In such applications, CoatOSil 2287 silane may provide a means of replacing a 2 part waterborne coating with a single component system. The potential benefits of a silane crosslinked water stable single component system include reduced scrap, improved process efficiency and reduced crosslinker toxicity.

### Table 1: Acrylic Latex Wood Coating Test Formulation

Material	Control Phr	Silane modified Phr
First step		
Latex (45% solids, acid number = 48, MFFT <5°C)	69.5	69.5
Water	9.5	8.3
CoatOSil 2287 Epoxysilane	0.0	1.2 (induction time of 2 days)
Second step		
Matting agent	0.9	0.9
Water	4	4
CoatOSil 1211 Surfactant	0.2	
Coalescing agent	9	9
Wax dispersion	4.3	4.3
Wax dispersion	2.5	2.5
Ammonium Hydroxide (25%)	0.1	0.1
Total	100	100

Note: Ratio of epoxysilane to acid functionality of resin = 0.08% silane per mg KOH acid number (3.8 phr) Test data. Actual values may vary.

### Reactivity Characteristics

CoatOSil 2287 silane reacts with carboxyl groups in anionic polymers to produce a silylated polymer. An acid number of 15 or greater is necessary to have enough sites for effective silylation and crosslinking during coalescence and cure of the coating.

It is recommended that the silane be added to the latex and then allowed to stand for one to three days before the mixture is applied to a substrate. This induction time is polymer dependant and must be checked prior to final tests or application. As the modified latex typically stays shelf stable, it is usually not a problem to keep material for induction prior to industrial applications. Figure 1 illustrates the pH change (relative to the latex control) that occurs as the -COOH group is reacted with the glycidoxy group.

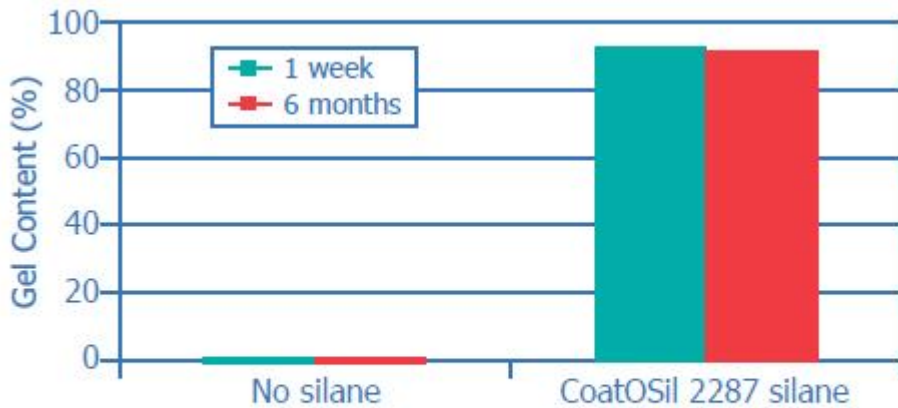
### Figure 1: Impact of Epoxysilane on pH of Acrylic Latex



### Crosslinking Performance

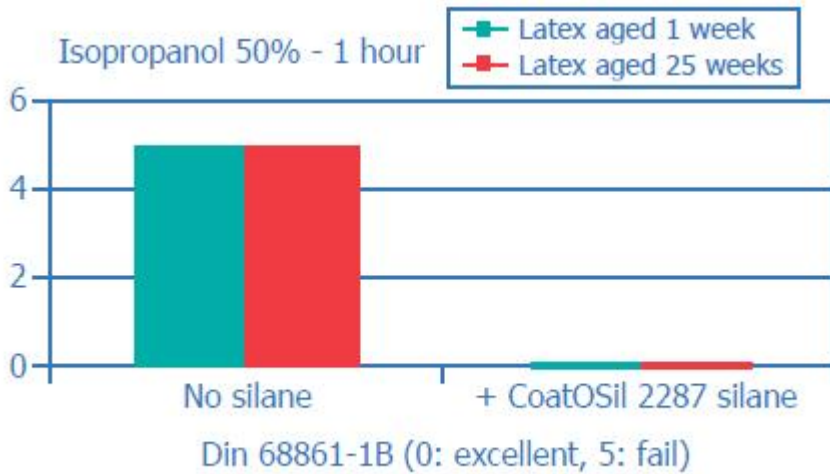
CoatOSil 2287 silane delivers high gel content by crosslinking polymer chains. Figure 3 illustrates the measured gel content of the acrylic latex formulation described in Table 1. Figure 4 shows the potential improvement in solvent resistance for the same formulation with and without CoatOSil 2287 and Figure 5 illustrates the potential improvement in water resistance. The different figures illustrate the effects of freshly modified latexes after one week or of aged latexes after 6 months storage.

**Figure 3: Gel Content of Acrylic Latex Coating Cured with CoatOSil 2287 Silane**

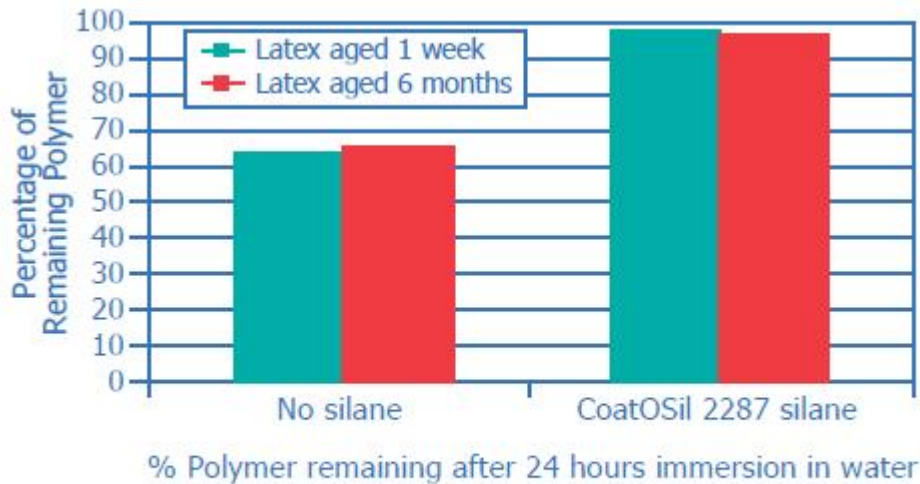


Note: Test data. Actual results may vary.

**Figure 4: Solvent Resistance of Acrylic Latex Coating Cured with CoatOSil 2287 Silane**



**Figure 5: Water Resistance of Acrylic Latex Coating Cured with CoatOSil 2287 Silane**



Note: Test data. Actual results may vary.

### Recommended Loading Levels

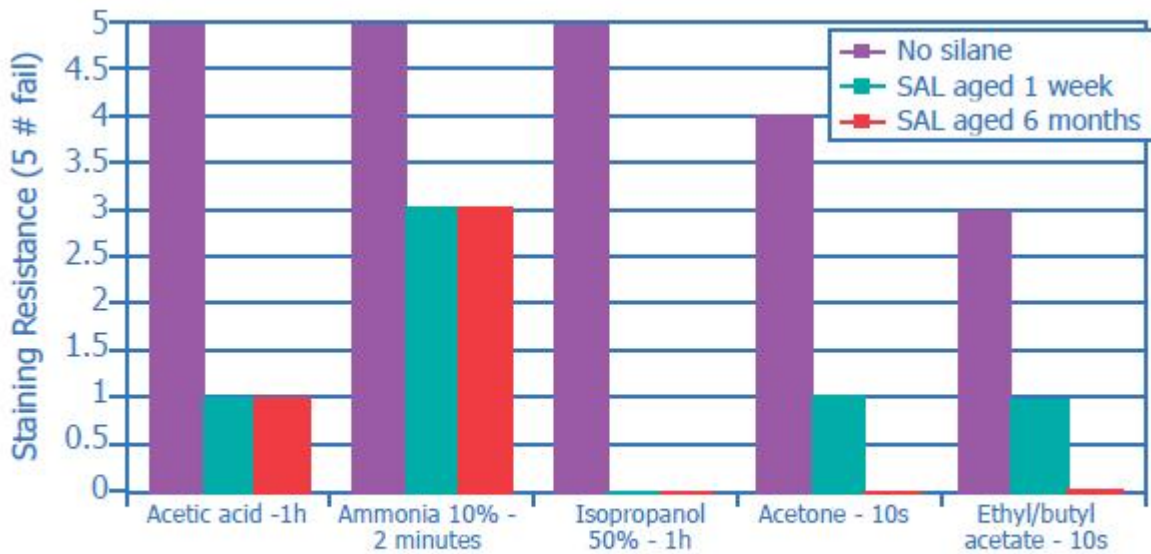
Initial loading levels of 2.0 phr on resin solids are recommended for the development of improved performance through crosslinking. The formulation demonstrated in this bulletin had 0.08 weight % silane added for each unit of acid number. Higher levels may impact shelf life.

### Staining Resistance of Wood Coating

Figure 6 shows the staining resistance of formulation given in Table 1 as applied on oak ply wood panels. Application procedure involves deposit of 130g/sqm of wet coating using a spray gun.

Staining tests are made according to DIN 68861-1B. Figure 6 reports tests for latex without silane and for Silylated Acrylic Latex (SAL) using CoatOSil 2287 silane aged 1 week or six months.

Figure 6



Note: Test data. Actual results may vary.

**Patent Status**

Standard copy to come

**Product Safety, Handling and Storage**

Standard copy to come

**Limitations**

Standard copy to come

**Contact Information**

Email

[commercial.services@momentive.com](mailto:commercial.services@momentive.com)

**Telephone**

<b>Americas</b>	<b>Latin America</b>	<b>EMEAI- Europe, Middle East, Africa &amp; India</b>	<b>ASIA PACIFIC</b>
+1 800 295 2392	<b>Brazil</b>	<b>Europe</b>	<b>China</b>
Toll free*	+55 11 4534 9650	+390510924300	800 820 0202
+704 805 6946	Direct Number	Direct number	Toll free
Direct Number			+86 21 3860 4892
			Direct number
*All American countries	<b>Mexico</b>	<b>India, Middle East &amp; Africa</b>	<b>Japan</b>
	+52 55 2169 7670	+ 91 44 71212207	+81 3 5544 3111
	Direct Number	Direct number*	Direct number
		<b>*All Middle Eastern countries, Africa, India,</b>	<b>Korea</b>
			+82 2 6201 4600

For literature and technical assistance, visit our website at: [www.momentive.com](http://www.momentive.com)

**DISCLAIMER:**

**THE MATERIALS, PRODUCTS AND SERVICES OF MOMENTIVE PERFORMANCE MATERIALS INC. AND ITS SUBSIDIARIES AND AFFILIATES (COLLECTIVELY “SUPPLIER”), ARE SOLD SUBJECT TO SUPPLIER’S STANDARD CONDITIONS OF SALE, WHICH ARE INCLUDED IN THE APPLICABLE DISTRIBUTOR OR OTHER SALES AGREEMENT, PRINTED ON THE BACK OF ORDER ACKNOWLEDGMENTS AND INVOICES, AND AVAILABLE UPON REQUEST. ALTHOUGH ANY INFORMATION, RECOMMENDATIONS, OR ADVICE CONTAINED HEREIN IS GIVEN IN GOOD FAITH, SUPPLIER MAKES NO WARRANTY OR GUARANTEE, EXPRESS OR IMPLIED, (i) THAT THE RESULTS DESCRIBED HEREIN WILL BE OBTAINED UNDER END-USE CONDITIONS, OR (ii) AS TO THE EFFECTIVENESS OR SAFETY OF ANY DESIGN INCORPORATING ITS PRODUCTS, MATERIALS, SERVICES, RECOMMENDATIONS OR ADVICE. EXCEPT AS PROVIDED IN SUPPLIER’S STANDARD CONDITIONS OF SALE, SUPPLIER AND ITS REPRESENTATIVES SHALL IN NO EVENT BE RESPONSIBLE FOR ANY LOSS RESULTING FROM ANY USE OF ITS MATERIALS, PRODUCTS OR SERVICES DESCRIBED HEREIN. Each user bears full responsibility for making**



its own determination as to the suitability of Supplier's materials, services, recommendations, or advice for its own particular use. Each user must identify and perform all tests and analyses necessary to assure that its finished parts incorporating Supplier's products, materials, or services will be safe and suitable for use under end-use conditions. Nothing in this or any other document, nor any oral recommendation or advice, shall be deemed to alter, vary, supersede, or waive any provision of Supplier's standard Conditions of Sale or this Disclaimer, unless any such modification is specifically agreed to in a writing signed by Supplier. No statement contained herein concerning a possible or suggested use of any material, product, service or design is intended, or should be construed, to grant any license under any patent or other intellectual property right of Supplier covering such use or design, or as a recommendation for the use of such material, product, service or design in the infringement of any patent or other intellectual property right.

\*CoatOSil™는 Momentive Performance Materials Inc.의 상표입니다.

The use of the "™" symbol designates registered or unregistered trademarks of Momentive Performance Materials Inc. or its affiliated companies. Momentive and the Momentive logo are trademarks of Momentive Performance Materials Inc.